

Moulding & Millwork

The Builder's preference for innovative ideas and superior quality.

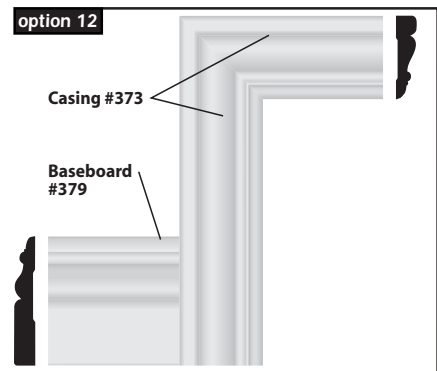
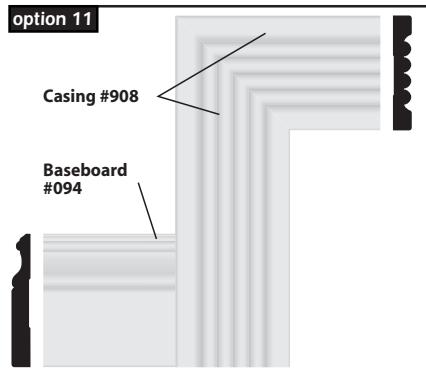
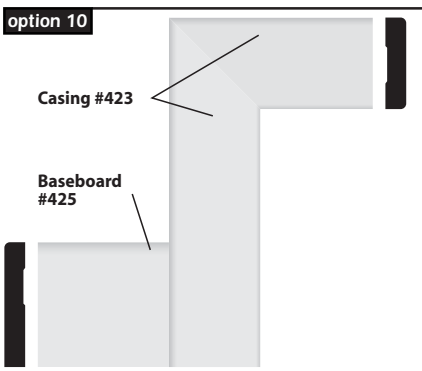
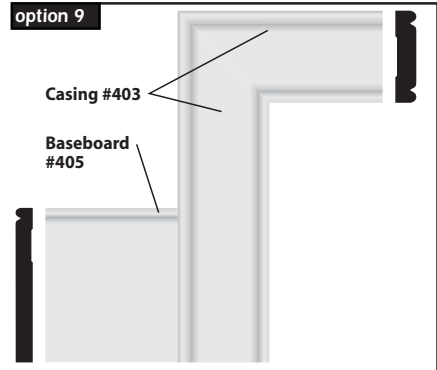
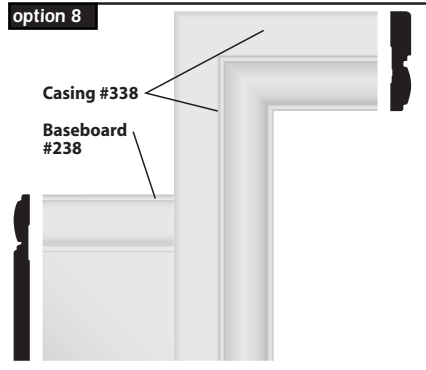
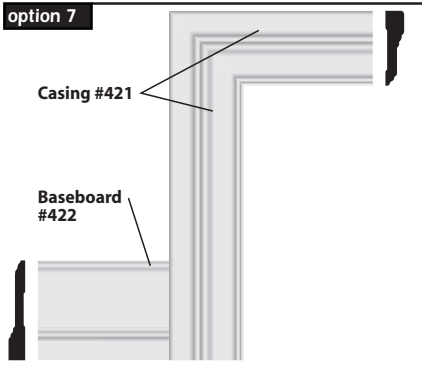
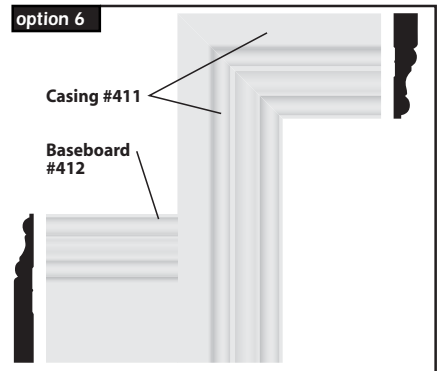
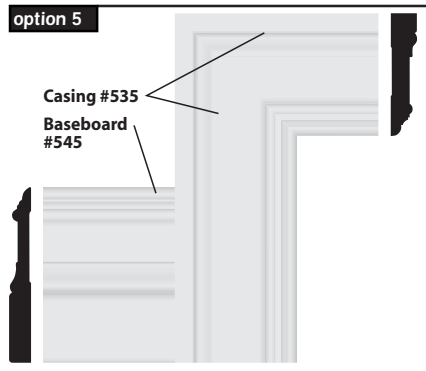
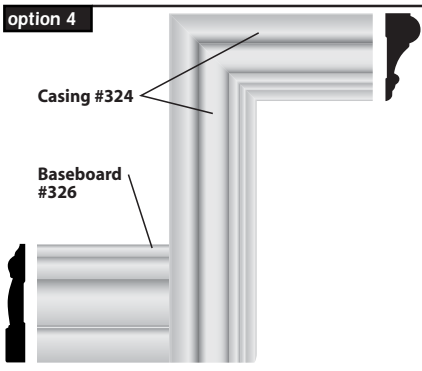

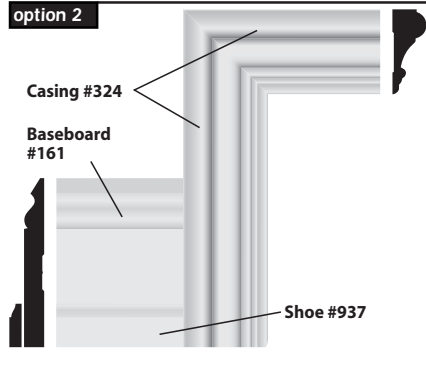
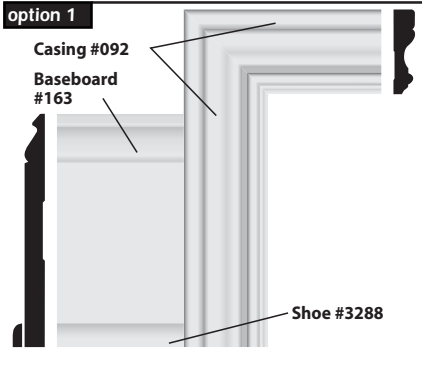


Moulding Selection Guide

2006 Prairies Edition

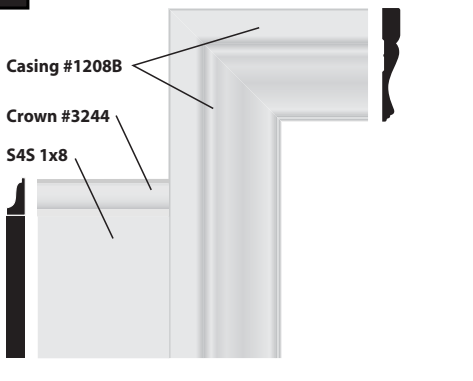
MOULDING & MILLWORK

Case / Base Combinations - Paintable

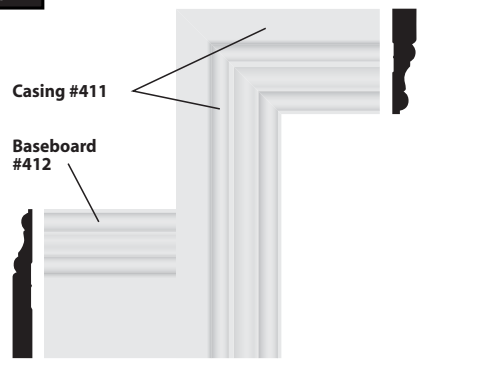


Case / Base Combinations - Stainable

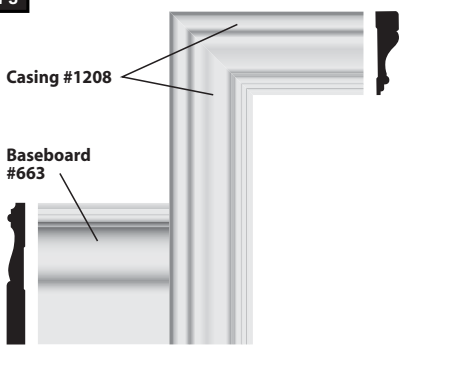
option 1



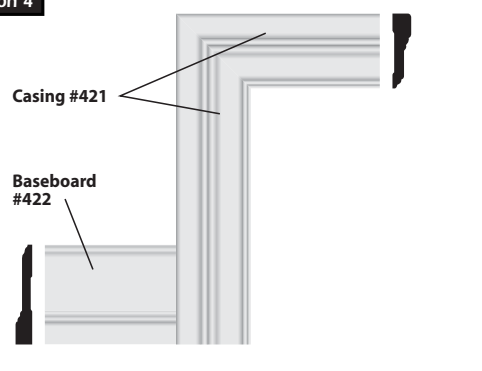
option 2



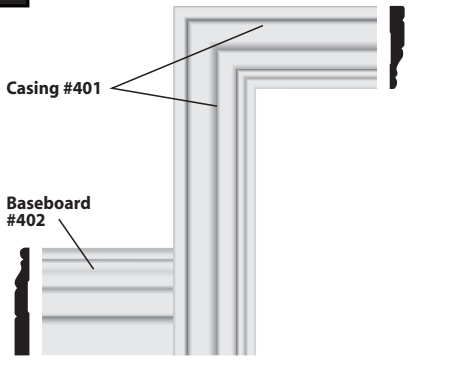
option 3



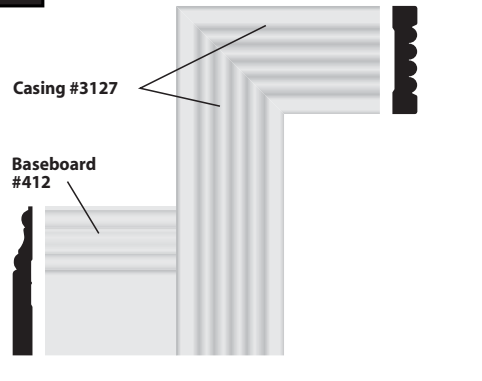
option 4



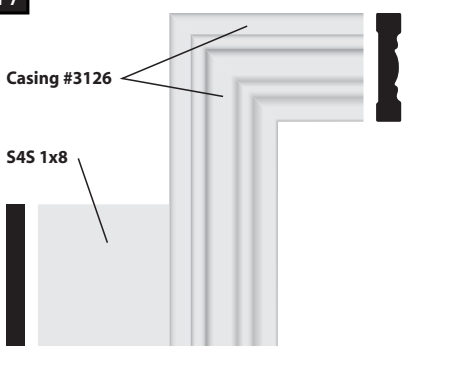
option 5



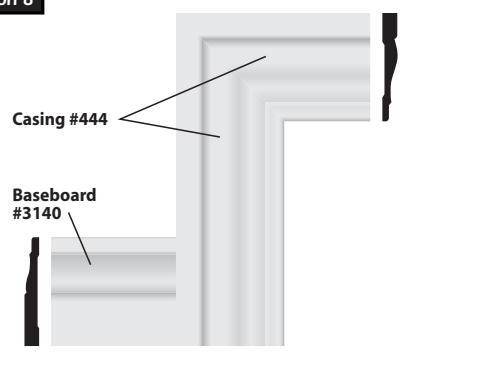
option 6



option 7

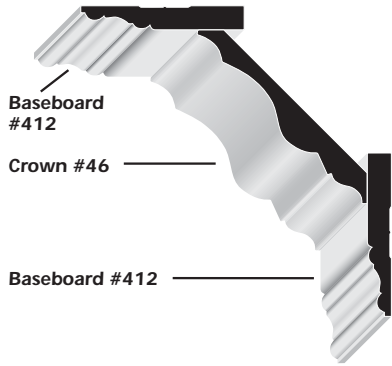


option 8




Ceiling Trim Options (Crowns) - Paintable

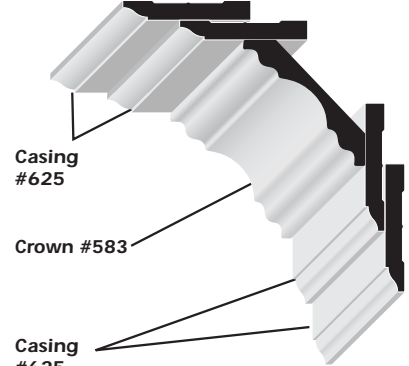
option 1



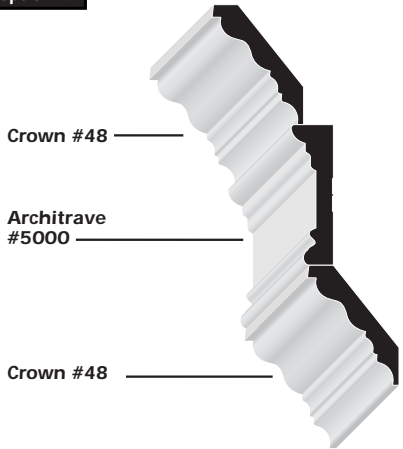
option 2



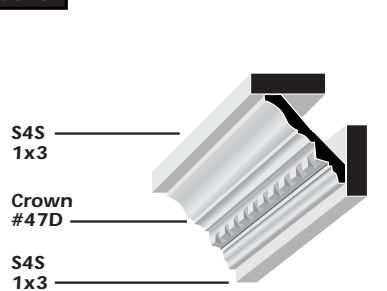
option 3




option 4



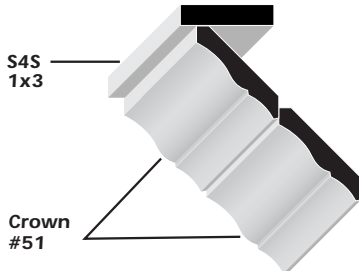
option 5



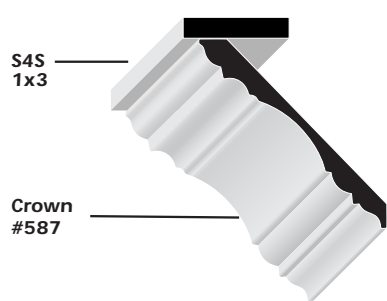
option 6



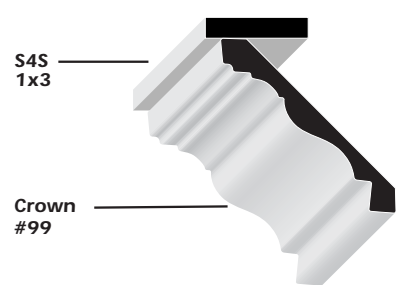
option 7



option 8

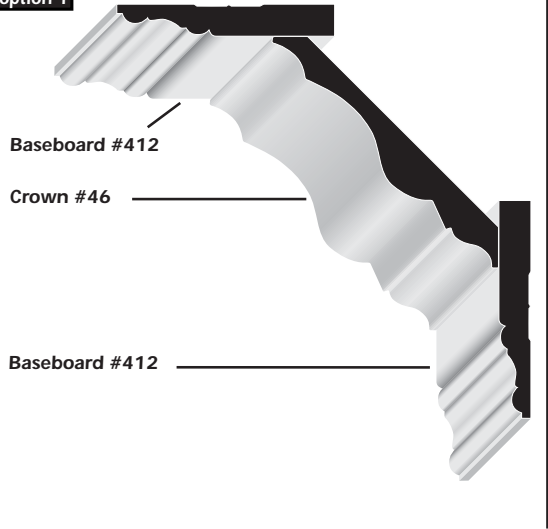


option 9




Ceiling Trim Options (Crowns) - Stainable

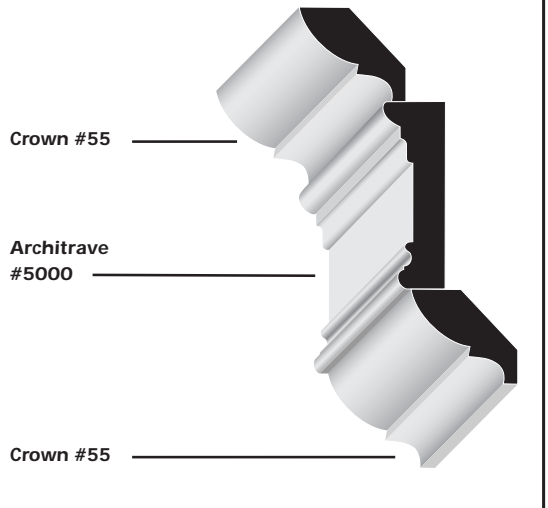
option 1



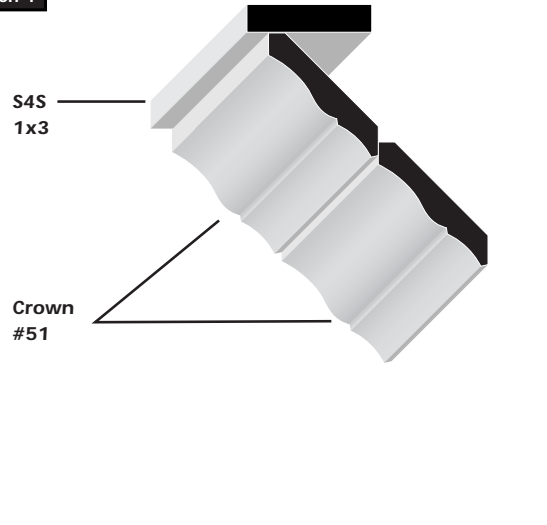
option 2



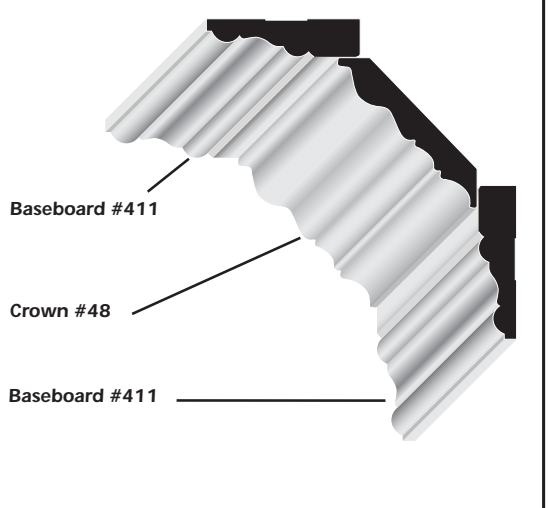
option 3




option 4



option 5

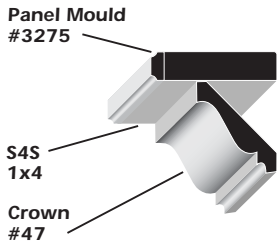


option 6



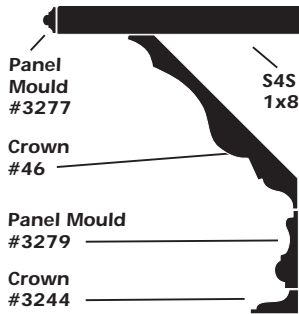
Mantel Trim Options

option 1

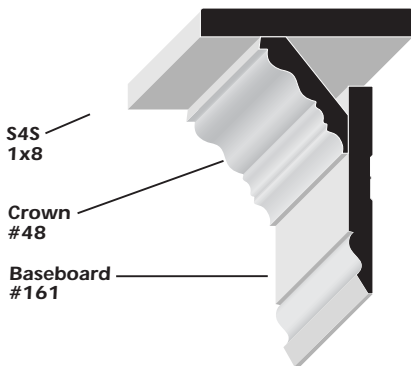


Paintable/Stainable

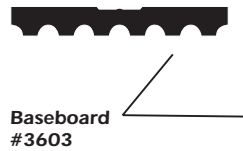
option 2



option 3



Paintable



Baseboard
#3603

option 4



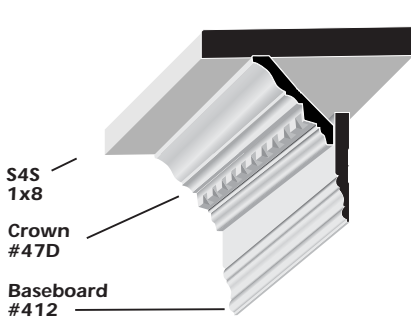
Paintable/Stainable



S4S
1x8

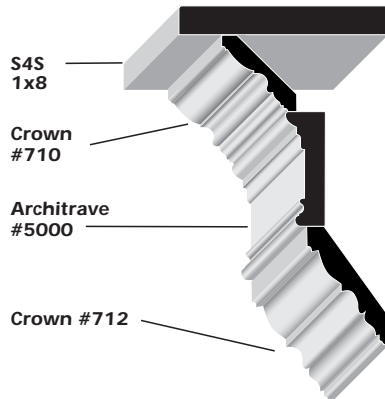
Paintable/Stainable

option 5



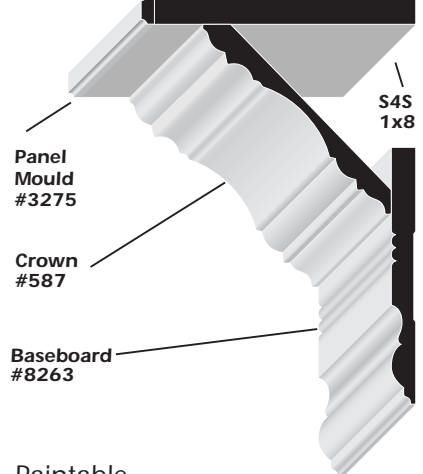
Paintable

option 6



Paintable

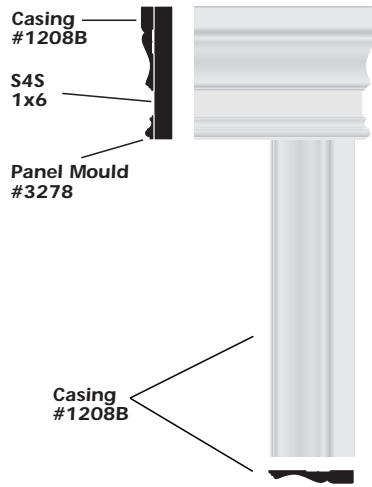
option 7



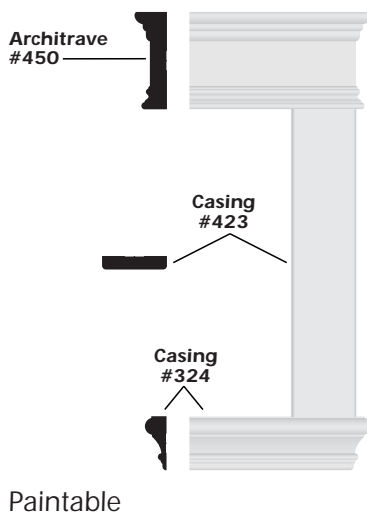
Paintable

Door & Window Trim Options (Headers)

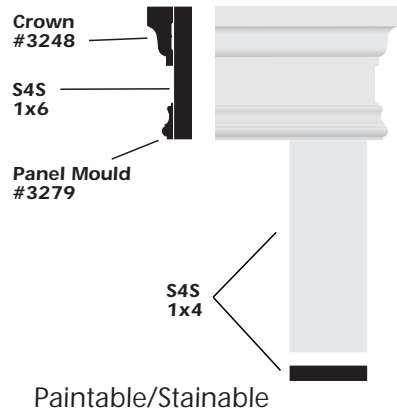
option 1



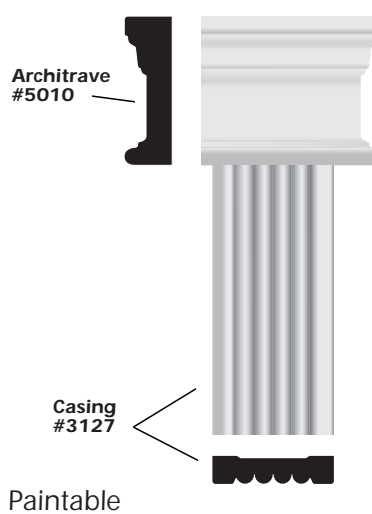
option 2



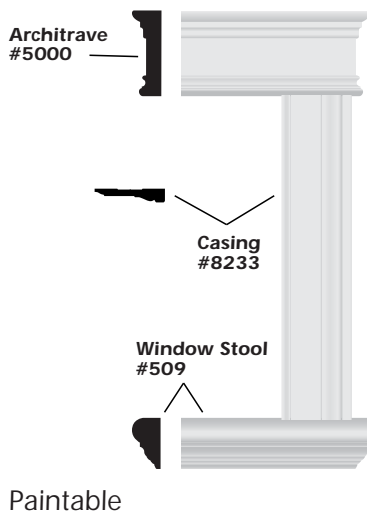
option 3



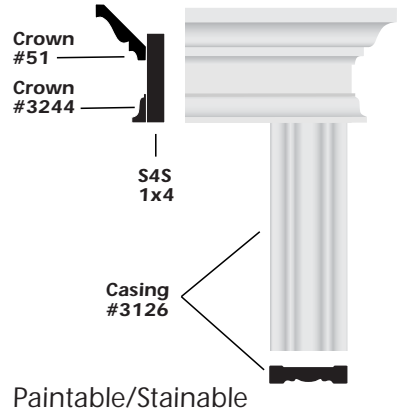
option 4



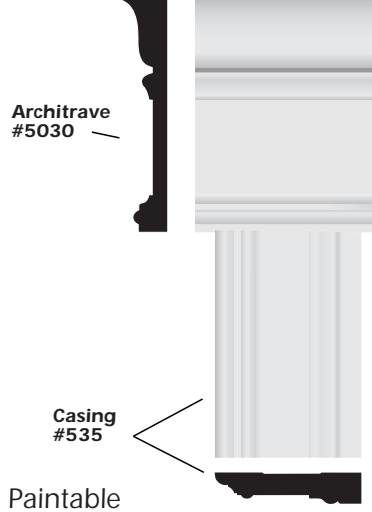
option 5



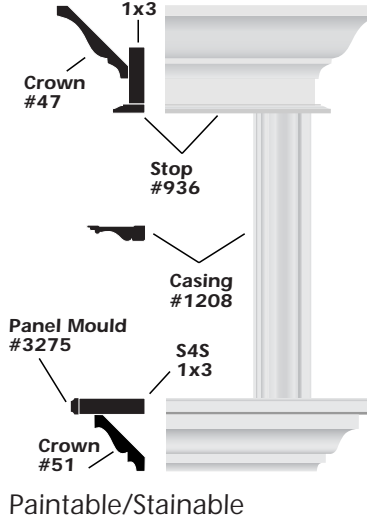
option 6



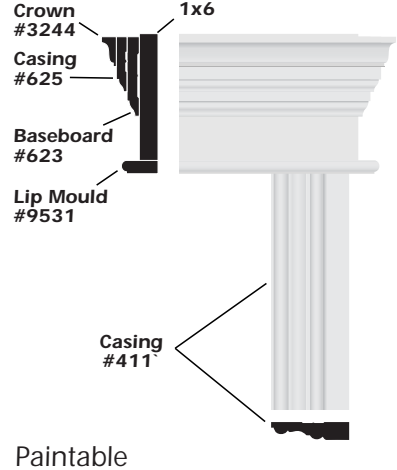
option 7



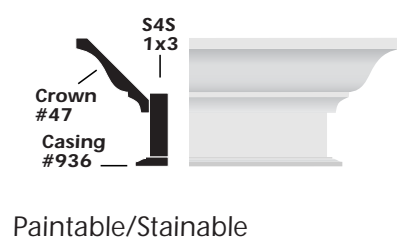
option 8



option 9

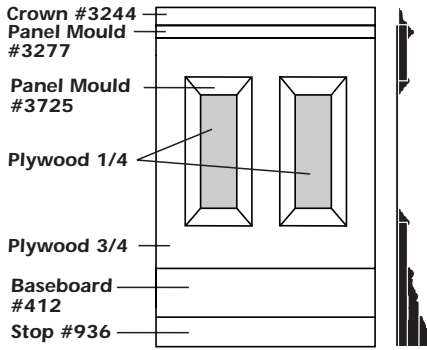


option 10



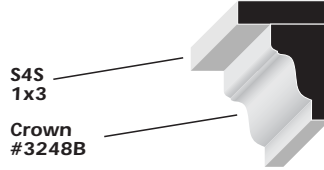
Wall Trim Options (Wainscot & Chair Rail)

option 1



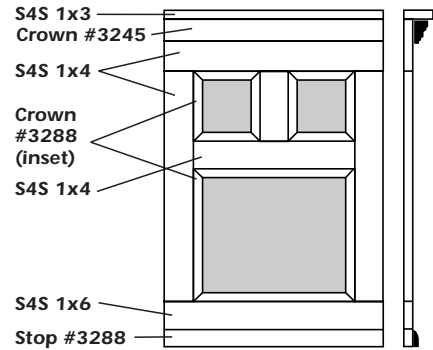
Paintable/Stainable

option 2




Paintable/Stainable

option 3



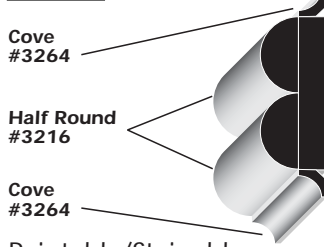
Paintable/Stainable

option 5



Paintable/Stainable

option 4



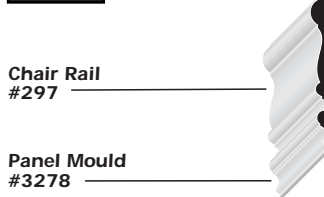
Paintable/Stainable

option 7



Paintable/Stainable

option 6



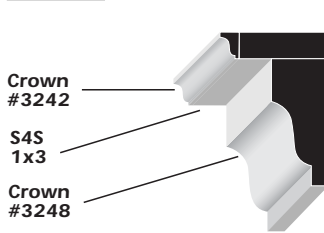
Paintable

option 8



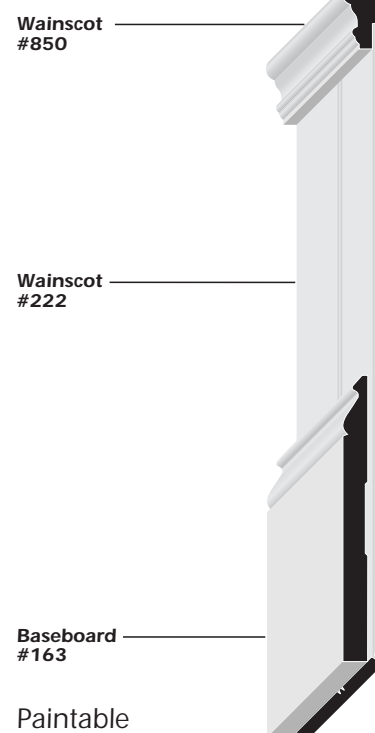
Paintable

option 9



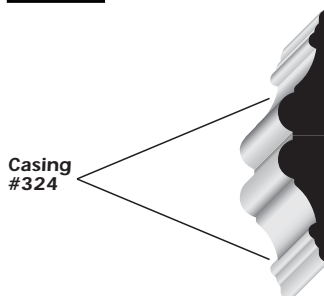
Paintable

option 10



Paintable

option 11




Paintable

Casings

Casings define the overall character of a room and are often the most visible part of the trim. They are used primarily to cover the gap between drywall and the door or window frame. Casings are generally thicker than the base mouldings.

ALL SIZES NOMINAL



| | | |
|---------------|-----------|-----|
| 3005 CASE | | BDL |
| 1/2" x 1-1/2" | FJ Primed | 30 |



| | | |
|-----------------|-----------|-----|
| 1208 CASE | | BDL |
| 5/8" x 2-1/2" | FJ Primed | 10 |
| 11/16" x 2-1/2" | Hemlock | 10 |
| 3/4" x 2-5/8" | Red Oak | 10 |
| 3/4" x 2-5/8" | Maple | 10 |



| | | |
|---------------|------------|-----|
| 092 CASE | | BDL |
| 5/8" x 2-1/2" | MDF Primed | 6 |



| | | |
|---------------|------------|-----|
| 093 CASE | | BDL |
| 5/8" x 3-1/4" | MDF Primed | 6 |



| | | |
|-----------------|------------|-----|
| 535 CASE | | BDL |
| 11/16" x 3-1/2" | Ultralite | 5 |
| 11/16" x 3-1/2" | MDF Primed | 6 |



| | | |
|---------------|------------|-----|
| 410 CASE | | BDL |
| 1/2" x 2-1/4" | MDF Primed | 10 |
| 18mm x 2-1/4" | Ultralite | 10 |



| | | |
|-------------|-------------|-----|
| 411 CASE | | BDL |
| 5/8" x 3" | Knotty Pine | 5 |
| 5/8" x 3" | Red Oak | 10 |
| 5/8" x 3" | Maple | 10 |
| 5/8" x 3" | FJ Primed | 10 |
| 11/16" x 3" | Ultralite | 8 |
| 11/16" x 3" | MDF Primed | 6 |



| | | |
|---------------|------------|-----|
| 411A CASE | | BDL |
| 5/8" x 3-1/4" | MDF Primed | 6 |

Casings

Casings define the overall character of a room and are often the most visible part of the trim. They are used primarily to cover the gap between drywall and the door or window frame. Casings are generally thicker than the base mouldings.

ALL SIZES NOMINAL



| 356WM CASE | | BDL |
|---------------|-----------|-----|
| 5/8" x 2-1/4" | FJ Primed | 10 |

| 356A CASE | | BDL |
|-----------|-----------|-----|
| 3/8" x 2" | FJ Primed | 20 |



| 356 CASE | | BDL |
|-----------------|-----------------|-----|
| 3/8" x 1-15/16" | FJ Unfinished | 10 |
| 3/8" x 2" | FJ Unfinished | 20 |
| 7/16" x 2-1/16" | Red Oak | 10 |
| 1/2" x 2-1/16" | Maple | 10 |
| 1/2" x 2-1/8" | Knotty Pine | 10 |
| 1/2" x 2-1/8" | Veneer Wrap Oak | 10 |
| 3/8" x 2-3/16" | FJ Primed | 20 |
| 3/8" x 2-1/4" | MDF Primed | 10 |
| 7/16" x 2-1/4" | FJ Primed | 12 |
| 7/16" x 2-1/4" | Ultralite | 10 |
| 9/16" x 2-1/4" | MDF Primed | 10 |



| 357 CASE | | BDL |
|----------------|---------|-----|
| 7/16" x 2-1/8" | Hemlock | 10 |



| 401 CASE | | BDL |
|----------------|------------|-----|
| 3/8" x 2-1/2" | Red Oak | 10 |
| 3/8" x 2-1/2" | Maple | 10 |
| 7/16" x 2-1/2" | FJ Primed | 10 |
| 1/2" x 2-1/2" | MDF Primed | 10 |



| 421 CASE | | BDL |
|-----------------|------------|-----|
| 9/16" x 2-3/16" | Red Oak | 10 |
| 9/16" x 2-1/4" | MDF Primed | 6 |



| 401A CASE | | BDL |
|---------------|------------|-----|
| 3/8" x 2-1/4" | MDF Primed | 10 |


| 373 CASE | | BDL |
|----------------|------------|-----|
| 9/16" x 2-1/2" | MDF Primed | 6 |

Casings

Casings define the overall character of a room and are often the most visible part of the trim. They are used primarily to cover the gap between drywall and the door or window frame. Casings are generally thicker than the base mouldings.

ALL SIZES NOMINAL


| | | |
|----------------|------------|-----|
| 386 CASE | | BDL |
| 9/16" x 2-1/4" | MDF Primed | 6 |



| | | |
|----------------|-----------|-----|
| 8233 CASE | | BDL |
| 9/16" x 3-1/4" | Ultralite | 10 |



| | | |
|---------------|------------|-----|
| 429 CASE | | BDL |
| 3/4" x 2-1/4" | MDF Primed | 6 |



| | | |
|---------------|-----------|-----|
| 625 CASE | | BDL |
| 3/8" x 2-1/4" | FJ Primed | 10 |



| | | |
|-----------|------------|-----|
| 338 CASE | | BDL |
| 5/8" x 3" | MDF Primed | 6 |



| | | |
|-----------------|-----------|-----|
| 8063 CASE | | BDL |
| 11/16" x 3-1/4" | Ultralite | 8 |



| | | |
|-----------|------------|-----|
| 423 CASE | | BDL |
| 5/8" x 3" | MDF Primed | 6 |



| | | |
|-----------|------------|-----|
| 403 CASE | | BDL |
| 5/8" x 3" | MDF Primed | 6 |

Casings

Casings define the overall character of a room and are often the most visible part of the trim. They are used primarily to cover the gap between drywall and the door or window frame. Casings are generally thicker than the base mouldings.

ALL SIZES NOMINAL



| 3000 CASE | | BDL |
|-----------------|-----------|-----|
| 7/16" x 1-3/8" | FJ Primed | 30 |
| 7/16" x 1-7/16" | Red Oak | 10 |
| 1/2" x 1-1/2" | Hemlock | 20 |

| 3002 CASE | | BDL |
|----------------|------------|-----|
| 3/8" x 2-3/16" | FJ Primed | 20 |
| 1/2" x 2-3/16" | Hemlock | 10 |
| 3/8" x 2-1/4" | MDF Primed | 20 |
| 7/16" x 2-1/4" | Red Oak | 10 |



| 3601 CASE | | BDL |
|---------------|---------|-----|
| 3/4" x 3-1/2" | Red Oak | 4 |
| 3/4" x 3-1/2" | Maple | 4 |



| 3603 CASE | | BDL |
|---------------|------------|-----|
| 3/4" x 5-1/2" | Red Oak | 1 |
| 3/4" x 5-1/2" | Maple | 4 |
| 3/4" x 5-1/2" | MDF Primed | 1 |

| 3126 CASE | | BDL |
|---------------|------------|-----|
| 3/4" x 3-1/4" | Red Oak | 6 |
| 3/4" x 3-1/4" | Maple | 6 |
| 3/4" x 3-1/4" | MDF Primed | 6 |


| 3181 CASE | | BDL |
|----------------|------------|-----|
| 3/4" x 4-1/16" | MDF Primed | 6 |

| 3600 CASE | | BDL |
|----------------|---------|-----|
| 9/16" x 2-1/2" | Red Oak | 4 |
| 9/16" x 2-1/2" | Maple | 4 |




Casings

Casings define the overall character of a room and are often the most visible part of the trim. They are used primarily to cover the gap between drywall and the door or window frame. Casings are generally thicker than the base mouldings.

ALL SIZES NOMINAL




| | | |
|----------------|-----------|-----|
| 907 CASE | | BDL |
| 9/16" x 2-1/4" | Ultralite | 10 |




| | | | |
|---------------|------------|--|-----|
| 3127 CASE | | | BDL |
| 3/4" x 3-1/4" | Red Oak | | 10 |
| 3/4" x 3-1/4" | Maple | | 6 |
| 3/4" x 3-1/4" | MDF Primed | | 6 |

| | | | |
|---------------|---------|--|-----|
| 3129 CASE | | | BDL |
| 3/4" x 2-1/2" | Red Oak | | 10 |
| 3/4" x 2-1/2" | Maple | | 6 |


| | | |
|----------------|-----------|-----|
| 908 CASE | | BDL |
| 9/16" x 3-1/4" | Ultralite | 7 |



| | | | |
|----------------|------------|--|-----|
| 341 CASE | | | BDL |
| 9/16" x 3-3/8" | MDF Primed | | 5 |



| | | | |
|---------------|-----------|--|-----|
| 3130 CASE | | | BDL |
| 1/2" x 2-1/4" | FJ Primed | | 20 |



| | | | |
|----------------|------------|--|-----|
| 340 CASE | | | BDL |
| 9/16" x 3-1/4" | MDF Primed | | 5 |

| | | | |
|-----------------|-----------|--|-----|
| 3125 CASE | | | BDL |
| 9/16" x 3-3/16" | Red Oak | | 10 |
| 1/2" x 3-1/4" | FJ Primed | | 20 |

Baseboards

Baseboards are placed along the wall at the floor. They should be chosen to work in harmony with your casings to finish and tie the room together. Baseboards are usually thinner than the casing.

ALL SIZES NOMINAL

| 410A BASE | | BDL |
|---------------|------------|-----|
| 3/8" x 3-1/4" | MDF Primed | 10 |

| 653 BASE | | BDL |
|---------------|------------|-----|
| 3/8" x 3-1/4" | Hemlock | 10 |
| 3/8" x 3-1/4" | Red Oak | 10 |
| 3/8" x 3-1/4" | FJ Primed | 10 |
| 3/8" x 3-1/4" | MDF Primed | 10 |

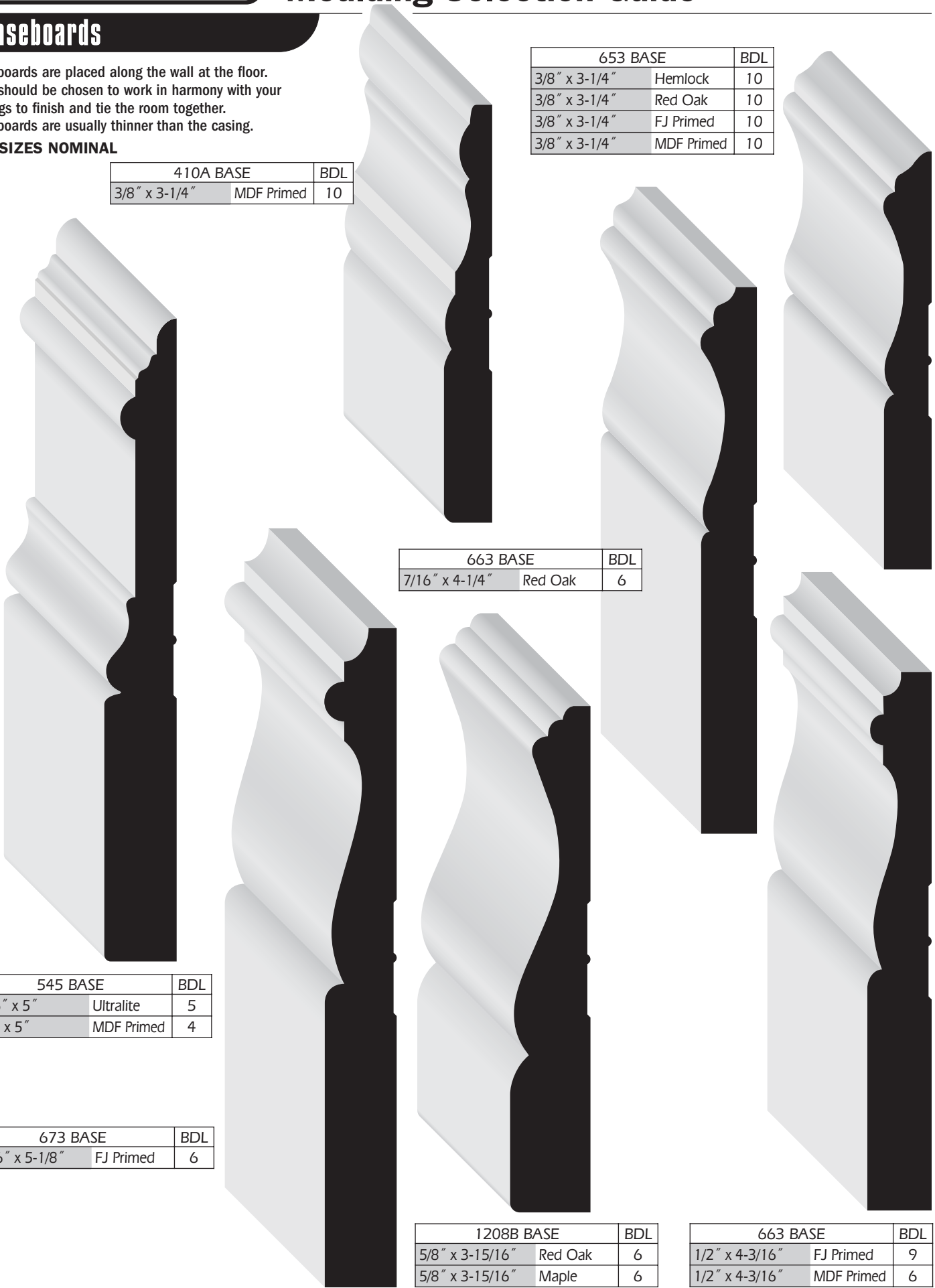
| 663 BASE | | BDL |
|----------------|---------|-----|
| 7/16" x 4-1/4" | Red Oak | 6 |

| 545 BASE | | BDL |
|------------|------------|-----|
| 9/16" x 5" | Ultralite | 5 |
| 5/8" x 5" | MDF Primed | 4 |

| 673 BASE | | BDL |
|----------------|-----------|-----|
| 9/16" x 5-1/8" | FJ Primed | 6 |

| 1208B BASE | | BDL |
|-----------------|---------|-----|
| 5/8" x 3-15/16" | Red Oak | 6 |
| 5/8" x 3-15/16" | Maple | 6 |

| 663 BASE | | BDL |
|----------------|------------|-----|
| 1/2" x 4-3/16" | FJ Primed | 9 |
| 1/2" x 4-3/16" | MDF Primed | 6 |



Baseboards

Baseboards are placed along the wall at the floor. They should be chosen to work in harmony with your casings to finish and tie the room together. Baseboards are usually thinner than the casing.

ALL SIZES NOMINAL

| | | |
|---------------|------------|-----|
| 8910 BASE | | BDL |
| 3/8" x 3-7/8" | MDF Primed | 12 |

| | | |
|----------------|-------------|-----|
| 412 BASE | | BDL |
| 5/8" x 4-3/16" | Maple | 6 |
| 9/16" x 4-1/4" | Knotty Pine | 6 |
| 9/16" x 4-1/4" | Red Oak | 6 |
| 9/16" x 4-1/4" | FJ Primed | 10 |
| 9/16" x 4-1/4" | Ultralite | 5 |
| 5/8" x 4-1/4" | MDF Primed | 6 |

| | | |
|---------------|------------|-----|
| 412A BASE | | BDL |
| 5/8" x 5-1/4" | MDF Primed | 6 |

| | | |
|----------------|-----------|-----|
| 414 BASE | | BDL |
| 9/16" x 5-1/4" | Ultralite | 6 |

| | | |
|----------------|------------|-----|
| 500 BASE | | BDL |
| 9/16" x 4-1/8" | MDF Primed | |



| | | |
|-----------|------------|-----|
| 095 BASE | | BDL |
| 5/8" x 5" | MDF Primed | 6 |

| | | |
|-----------------|-------------|-----|
| 3140 BASE | | BDL |
| 5/16" x 3-3/16" | Maple | 10 |
| 5/16" x 3-1/4" | Knotty Pine | 10 |
| 3/8" x 3-1/4" | Red Oak | 10 |
| 3/8" x 3-1/4" | FJ Primed | 10 |
| 3/8" x 3-1/4" | MDF Primed | 10 |

| | | |
|----------------|------------|-----|
| 502 BASE | | BDL |
| 9/16" x 3-1/4" | MDF Primed | |

Baseboards

Baseboards are placed along the wall at the floor. They should be chosen to work in harmony with your casings to finish and tie the room together. Baseboards are usually thinner than the casing.

ALL SIZES NOMINAL

| | | |
|----------------|-----------|-----|
| 161 BASE | | BDL |
| 9/16" x 5-1/4" | Ultralite | 4 |

| | | |
|----------------|------------|-----|
| 379 BASE | | BDL |
| 9/16" x 3-7/8" | MDF Primed | 6 |


| | | |
|-----------|------------|-----|
| 094 BASE | | BDL |
| 5/8" x 4" | MDF Primed | 6 |

| | | |
|---------------|-----------|-----|
| 205T BASE | | BDL |
| 1/2" x 3-7/8" | Ultralite | 10 |

| | | |
|----------------|-----------|-----|
| 163 BASE | | BDL |
| 9/16" x 7-1/4" | Ultralite | 4 |

| | | |
|-----------------|-----------|-----|
| 444 BASE | | BDL |
| 3/8" x 3-1/8" | Red Oak | 10 |
| 7/16" x 3-3/16" | FJ Primed | 10 |

| | | |
|---------------|------------|-----|
| 402 BASE | | BDL |
| 3/8" x 3-1/4" | Red Oak | 10 |
| 3/8" x 3-1/4" | Maple | 10 |
| 3/8" x 3-1/4" | FJ Primed | 10 |
| 1/2" x 3-1/4" | MDF Primed | 6 |



Baseboards

Baseboards are placed along the wall at the floor. They should be chosen to work in harmony with your casings to finish and tie the room together. Baseboards are usually thinner than the casing.

ALL SIZES NOMINAL

| | | |
|----------------|---------|-----|
| 3102 BASE | | BDL |
| 7/16" x 3-1/4" | Hemlock | 10 |

| | | |
|---------------|-----------|-----|
| 623 BASE | | BDL |
| 3/8" x 3-1/4" | FJ Primed | 10 |

| | | |
|-----------|------------|-----|
| 425 BASE | | BDL |
| 1/2" x 4" | MDF Primed | 10 |

| | | |
|-----------|------------|-----|
| 405 BASE | | BDL |
| 1/2" x 4" | MDF Primed | 10 |

| | | |
|-----------|------------|-----|
| 405A BASE | | BDL |
| 1/2" x 5" | MDF Primed | 4 |

| | | |
|----------------|------------|-----|
| 389 BASE | | BDL |
| 9/16" x 3-1/4" | MDF Primed | 6 |

| | | |
|---------------|------------|-----|
| 431 BASE | | BDL |
| 5/8" x 3-1/4" | MDF Primed | 6 |

| | | |
|---------------|---------|-----|
| 3112 BASE | | BDL |
| 3/8" x 3-1/4" | Hemlock | 10 |



Baseboards

Baseboards are placed along the wall at the floor. They should be chosen to work in harmony with your casings to finish and tie the room together. Baseboards are usually thinner than the casing.

ALL SIZES NOMINAL

| | | |
|----------------|-----------|-----|
| 8263 BASE | | BDL |
| 9/16" x 6-1/2" | Ultralite | 4 |

| | | |
|---------------|---------|-----|
| 3120 BASE | | BDL |
| 5/8" x 2-1/8" | Hemlock | 10 |

| | | |
|------------|------------|-----|
| 422 BASE | | BDL |
| 1/2" x 3" | MDF Primed | 6 |
| 9/16" x 3" | Red Oak | 10 |

| | | |
|---------------|-----------|-----|
| 8243 BASE | | BDL |
| 1/2" x 4-1/4" | Ultralite | 6 |

| | | |
|-----------|------------|-----|
| 238 BASE | | BDL |
| 1/2" x 5" | MDF Primed | 1 |

Base Shoes

Base Shoes are primarily used to trim flooring materials and are often used in combination with a traditional baseboard to conceal variations between the flooring and the base. This versatile profile works great to solve numerous trimming needs.

ALL SIZES NOMINAL

| | | |
|----------------|-----------|-----|
| 3288 | | BDL |
| 7/16" x 11/16" | Hemlock | 25 |
| 1/2" x 11/16" | FJ Primed | 25 |
| 1/2" x 3/4" | Red Oak | 20 |
| 1/2" x 3/4" | Maple | 20 |

| | | |
|-----------------|---------|-----|
| 3287 | | BDL |
| 11/16" x 1-1/4" | Hemlock | 12 |

Architraves

In classical architecture, it described the main beam resting on the tops of the columns. Today it is often used as a decorative moulding for ornamentation or finishing at the top of windows and doors.

ALL SIZES NOMINAL



| 5000 | | BDL |
|-----------------|------------|-----|
| 1-1/8" x 3-3/4" | Red Oak | 6 |
| 1-1/8" x 3-3/4" | Maple | 2 |
| 1-1/4" x 3-3/4" | MDF Primed | 6 |



| 450 | | BDL |
|-----------------|------------|-----|
| 1-1/2" x 4-1/2" | MDF Primed | 4 |



| 5010 | | BDL |
|------------------|------------|-----|
| 1-1/4" x 4-3/16" | MDF Primed | 4 |




| 5030 | | BDL |
|------------------|-----------|-----|
| 1-3/16" x 6-1/4" | Ultralite | 2 |

Rake Moulds

Rakes are often used as crowns. In fact, they are sometimes called "solid crowns".

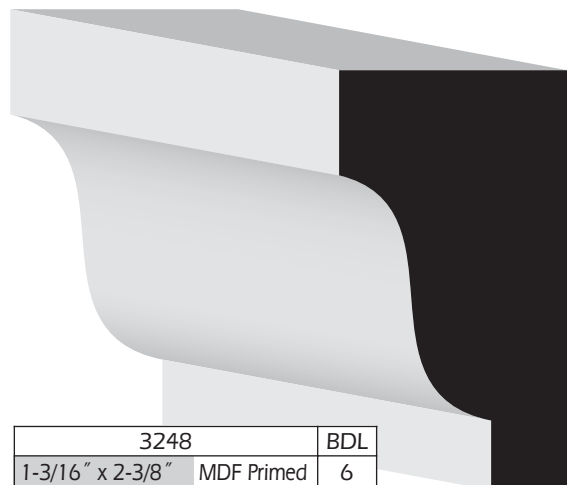
ALL SIZES NOMINAL



| 3242 | | BDL |
|----------------|-----------|-----|
| 7/16" x 11/16" | Red Oak | 20 |
| 1/2" x 11/16" | Hemlock | 25 |
| 1/2" x 11/16" | FJ Primed | 25 |



| 3244 | | BDL |
|----------------|-------------|-----|
| 3/4" x 1-1/4" | FJ Primed | 20 |
| 9/16" x 1-1/4" | Hemlock | 24 |
| 3/4" x 1-1/4" | Knotty Pine | 20 |
| 3/4" x 1-1/4" | Red Oak | 20 |
| 3/4" x 1-1/4" | Maple | 20 |
| 3/4" x 1-1/4" | MDF Primed | 6 |



| 3248 | | BDL |
|------------------|------------|-----|
| 1-3/16" x 2-3/8" | MDF Primed | 6 |
| 1-9/16" x 2-1/2" | Red Oak | 6 |
| 1-9/16" x 2-1/2" | Maple | 4 |

Rake Moulds

Rakes are often used as crowns. In fact, they are sometimes called "solid crowns".

ALL SIZES NOMINAL



| 3245 | | BDL |
|-----------------|------------|-----|
| 1-1/8" x 1-7/8" | Red Oak | 6 |
| 1-1/8" x 1-7/8" | MDF Primed | 6 |



| 3248B | | BDL |
|-----------------|---------|-----|
| 1-1/8" x 2-1/2" | Red Oak | 6 |
| 1-1/8" x 2-1/2" | Maple | 4 |

Crowns

Crowns are placed along the wall at the ceiling. They come in a wide range of patterns and sizes. Crowns soften the transition from wall to ceiling while adding a distinctive look and charm to your room.

ALL SIZES NOMINAL



| 54 | | BDL |
|---------------|------------|-----|
| 1/2" x 2-1/4" | Red Oak | 10 |
| 1/2" x 2-1/4" | FJ Primed | 12 |
| 1/2" x 2-1/4" | MDF Primed | 6 |



| 51 | | BDL |
|------------------|-------------|-----|
| 1/2" x 3-3/16" | FJ Primed | 10 |
| 11/16" x 3-3/16" | Maple | 6 |
| 1/2" x 3-1/4" | Red Oak | 6 |
| 5/8" x 3-1/4" | MDF Primed | 6 |
| 3/4" x 3-1/4" | Knotty Pine | 6 |



| 47 | | BDL |
|------------------|------------|-----|
| 9/16" x 4-1/4" | MDF Primed | 6 |
| 5/8" x 4-1/4" | Ultralite | 6 |
| 9/16" x 4-9/16" | FJ Primed | 10 |
| 11/16" x 4-9/16" | Red Oak | 6 |
| 11/16" x 4-5/8" | Maple | 6 |

Crowns


Crowns are placed along the wall at the ceiling. They come in a wide range of patterns and sizes. Crowns soften the transition from wall to ceiling while adding a distinctive look and charm to your room.

ALL SIZES NOMINAL

| | |
|-----------------|-------------|
| 47D | BDL |
| 9/16" x 4-3/16" | Ultralite 8 |



| | |
|----------------|--------------|
| 512 | BDL |
| 9/16" x 5-1/4" | MDF Primed 4 |



| | |
|----------------|--------------|
| 710 | BDL |
| 9/16" x 3-1/4" | MDF Primed 4 |

| | |
|-----------------|--------------|
| 712 | BDL |
| 11/16" x 4-1/2" | Ultralite 4 |
| 11/16" x 4-1/2" | MDF Primed 4 |

Crowns

Crowns are placed along the wall at the ceiling. They come in a wide range of patterns and sizes. Crowns soften the transition from wall to ceiling while adding a distinctive look and charm to your room.

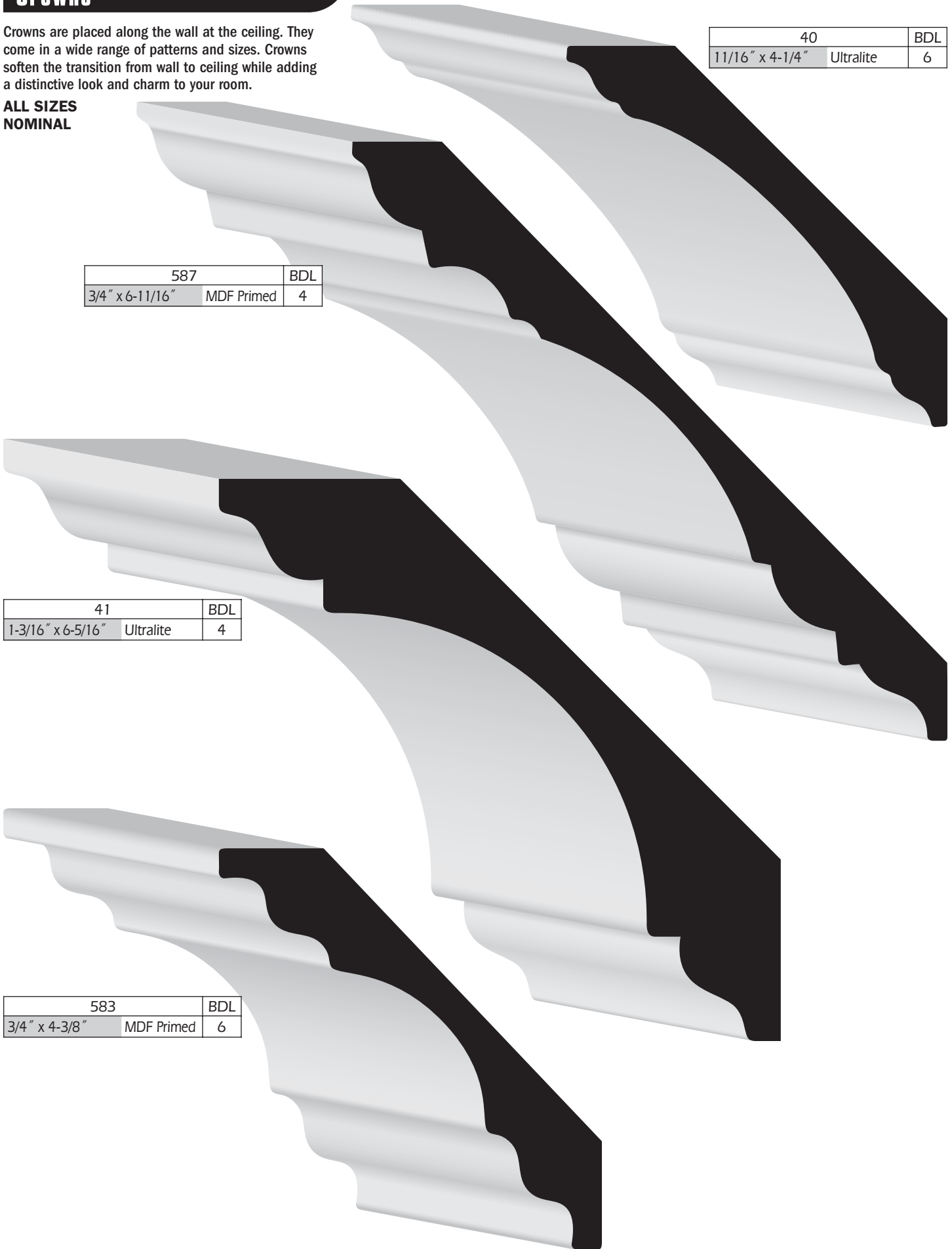
**ALL SIZES
NOMINAL**

| | |
|-----------------|-------------|
| 40 | BDL |
| 11/16" x 4-1/4" | Ultralite 6 |

| | |
|-----------------|--------------|
| 587 | BDL |
| 3/4" x 6-11/16" | MDF Primed 4 |

| | |
|-------------------|-------------|
| 41 | BDL |
| 1-3/16" x 6-5/16" | Ultralite 4 |

| | |
|---------------|--------------|
| 583 | BDL |
| 3/4" x 4-3/8" | MDF Primed 6 |



Crowns

Crowns are placed along the wall at the ceiling. They come in a wide range of patterns and sizes. Crowns soften the transition from wall to ceiling while adding a distinctive look and charm to your room.

ALL SIZES NOMINAL

| | | |
|-------------------|------------|-----|
| | 48 | BDL |
| 5/8" x 3-13/16" | Maple | 6 |
| 11/16" x 3-13/16" | Red Oak | 6 |
| 3/4" x 4" | MDF Primed | 6 |



| | | |
|----------------|------------|-----|
| | 46 | BDL |
| 3/4" x 6-1/16" | Red Oak | 6 |
| 3/4" x 6-1/16" | Maple | 4 |
| 3/4" x 6-1/8" | MDF Primed | 4 |



| | | |
|----------------|------------|-----|
| | 99 | BDL |
| 7/8" x 6-5/16" | MDF Primed | 4 |



| | | |
|----------------|---------|-----|
| | 55 | BDL |
| 3/4" x 2-7/16" | Maple | 10 |
| 3/4" x 2-1/2" | Red Oak | 10 |

Chair Rails

Chair Rails are practical as well as decorative. Applied to a wall, from 24 to 48 inches up from the floor, they protect the wall from scuffs and dents from the backs of chairs as well as adding a distinctive accent to any room.

ALL SIZES NOMINAL



| | |
|-------------------|--------------|
| 125 | BDL |
| 1-3/16" x 3-3/16" | MDF Primed 1 |

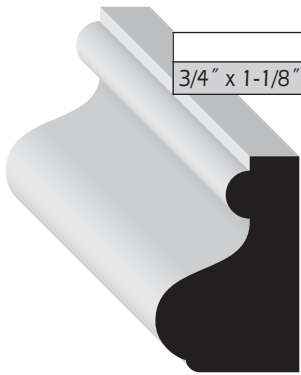


| | |
|------------------|--------------|
| 297 | BDL |
| 11/16" x 2-7/16" | Maple 6 |
| 9/16" x 2-15/16" | Red Oak 6 |
| 11/16" x 3" | FJ Primed 10 |
| 11/16" x 3" | MDF Primed 5 |


Base Caps

A decorative moulding installed flush against the wall on top of an S4S board. This will create a dramatic baseboard effect. Also a versatile panel moulding that can be used for many finishing applications.

ALL SIZES NOMINAL



| | |
|---------------|--------------|
| 165 | BDL |
| 3/4" x 1-1/8" | MDF Primed 1 |




| | |
|---------------|------------|
| 15 | BDL |
| 1/2" x 1-1/8" | Red Oak 20 |
| 1/2" x 1-1/8" | Maple 20 |

Coves


Coves are commonly used to soften the transition on inside corners but may be used for a wide range of applications.

ALL SIZES NOMINAL

| | |
|-------------|-----------|
| 3260 | BDL |
| 1/2" x 1/2" | Red Oak |
| 1/2" x 1/2" | FJ Primed |
| 1/2" x 1/2" | Hemlock |



| | |
|-----------------|---------|
| 3264 | BDL |
| 11/16" x 11/16" | Hemlock |
| 11/16" x 11/16" | Maple |



| | |
|-----------------|-------------|
| 3264 | BDL |
| 11/16" x 11/16" | FJ Primed |
| 11/16" x 11/16" | Red Oak |
| 11/16" x 11/16" | Knotty Pine |





Wainscot & Ply Caps

| | | |
|---------------|------------|-----|
| 222 | | BDL |
| 3/8" x 5-3/4" | MDF Primed | 1 |


Wainscot is trimwork installed in the area below a chair rail. Numerous options are available including raised panel, shadow box and beaded. Combined with a chair rail and baseboard, Wainscoting creates a dramatic look to any room.

The typical use of Ply Cap is to trim out and finish the upper edge or top of a wainscot treatment or rough plywood edge to give it a more finished appearance.


ALL SIZES NOMINAL




| | |
|------------------|--------------|
| 292 (1/4" inset) | BDL |
| 9/16" x 1-1/8" | FJ Primed 25 |



| | |
|------------------|------------|
| B10 (3/8" inset) | BDL |
| 3/4" x 1-1/4" | Red Oak 20 |




| | |
|------------------|--------------|
| 850 (3/8" inset) | BDL |
| 1-1/8" x 1-3/4" | MDF Primed 4 |




| | |
|------------------|--------------|
| 101 (1/4" inset) | BDL |
| 1/2" x 1" | FJ Primed 30 |

| | |
|------------------|------------|
| 101 (3/4" inset) | BDL |
| 1/2" x 1" | Red Oak 20 |
| 1/2" x 1" | Maple 20 |


| | |
|-----------------|----------------|
| B4 (3/8" inset) | BDL |
| 3/4" x 1-1/2" | Knotty Pine 20 |
| 3/4" x 1-1/2" | Red Oak 20 |
| 3/4" x 1-1/2" | FJ Primed 25 |




| | |
|-------------------|------------|
| 3720 (1/2" inset) | BDL |
| 3/4" x 3/4" | Red Oak 20 |



| | |
|-------------------|------------|
| 3721 (3/4" inset) | BDL |
| 13/16" x 1" | Red Oak 20 |
| 13/16" x 1" | Maple 20 |



| | |
|-------------------|--------------|
| 3724 (1/2" inset) | BDL |
| 3/4" x 1-3/16" | Maple 20 |
| 3/4" x 1-3/16" | FJ Primed 20 |
| 1-3/16" x 1-3/16" | Red Oak 20 |



| | |
|-------------------|------------|
| 3725 (3/4" inset) | BDL |
| 15/16" x 1-1/4" | Red Oak 20 |
| 15/16" x 1-1/4" | Maple 20 |

Door Stops & Battens

The Door Stop mouldings are attached to the door jamb on both sides and at the top. It is where the door comes to a rest when it is closed stopping the door from moving any further, and covering the gap that would otherwise appear between the door and the jambs.

A Batten is a narrow strip of wood used to cover joints or as decorative vertical members over plywood or wide boards.

ALL SIZES NOMINAL



| 3422 | | BDL |
|-----------------|---------------|-----|
| 5/16" x 1-3/16" | Maple | 20 |
| 3/8" x 1-3/16" | Hemlock | 30 |
| 3/8" x 1-3/16" | Red Oak | 20 |
| 3/8" x 1-3/16" | FJ Unfinished | 30 |
| 3/8" x 1-1/4" | Hemlock | 30 |
| 3/8" x 1-1/4" | FJ Primed | 20 |
| 3/8" x 1-1/4" | MDF Primed | 20 |



| 0010 | | BDL |
|----------------|---------|-----|
| 7/16" x 1-1/2" | Hemlock | 20 |

| 3294 | | BDL |
|----------------|-----------|-----|
| 5/16" x 1-1/2" | Red Oak | 20 |
| 5/16" x 1-5/8" | FJ Primed | 20 |
| 3/8" x 1-5/8" | Maple | 20 |




| 0001 | | BDL |
|-----------------|---------|-----|
| 7/16" x 2-3/16" | Hemlock | 10 |


| 3296 | | BDL |
|----------------|-----------|-----|
| 5/16" x 2-1/4" | Red Oak | 10 |
| 3/8" x 2-1/4" | Maple | 20 |
| 7/16" x 2-1/4" | FJ Primed | 20 |



| 3422 | | BDL |
|----------------|---------|-----|
| 3/8" x 1-3/16" | Red Oak | |



| 936 | | BDL |
|----------------|---------------|-----|
| 3/8" x 1-1/4" | Knotty Pine | 20 |
| 3/8" x 1-1/4" | Maple | 20 |
| 3/8" x 1-1/4" | FJ Unfinished | 30 |
| 3/8" x 1-3/16" | Red Oak | 20 |
| 3/8" x 1-3/16" | FJ Primed | 30 |
| 3/8" x 1-3/8" | Hemlock | 30 |



| 3278 Ogee Batten | | BDL |
|------------------|-----------|-----|
| 3/8" x 1-1/8" | Red Oak | 30 |
| 3/8" x 1-1/8" | Maple | 30 |
| 3/8" x 1-1/8" | FJ Primed | 25 |



| 3279 Ogee Batten | | BDL |
|------------------|-----------|-----|
| 3/8" x 1-1/2" | Maple | 20 |
| 7/16" x 1-1/2" | Red Oak | 30 |
| 7/16" x 1-9/16" | FJ Primed | 25 |





Backband & Screen Moulds

Backbands are most commonly used in combination with casings, and are used to elevate and enhance the look of the casing while adding a dramatic impact.

A very versatile profile; Screen Mould fits a wide variety of needs and uses. Traditionally used to hold mesh screening into wood screens, it also works well as edge trim on various shelving or wood trim for wall finishes.

ALL SIZES NOMINAL

| | |
|---------------------------|------------|
| 810 Backband (3/8" inset) | BDL |
| 11/16" x 1-1/16" | Ultraite 8 |



| | |
|--------------|------------|
| 3275 | BDL |
| 5/16" x 3/4" | Red Oak 30 |
| 5/16" x 3/4" | Maple |

| | |
|---------------|------------|
| 115 | BDL |
| 3/4" x 1-1/2" | MDF Primed |

| | |
|-------------|--------------|
| 3277 | BDL |
| 3/8" x 3/4" | Red Oak 30 |
| 3/8" x 3/4" | Maple 30 |
| 3/8" x 3/4" | FJ Primed 40 |

| | |
|--------------|--------------|
| 3274 | BDL |
| 1/4" x 3/4" | Hemlock 50 |
| 1/4" x 3/4" | Red Oak 30 |
| 1/4" x 3/4" | FJ Primed 50 |
| 5/16" x 3/4" | Maple 30 |

Brickmoulds & Squares

A Brickmould is used as exterior casing around doors. 2 inches is the most common size, however, 1-1/2 and 1-1/4 inch sizes are available.

Squares and Parting Beads are used in a wide range of applications including filling gaps and transitioning heights. This profile may also be used in a variety of craft projects.

ALL SIZES NOMINAL



| | |
|-------------|--------------|
| 3428 | BDL |
| 1/2" x 3/4" | FJ Primed 25 |

| | |
|-----------------|--------------|
| 3516 08 | BDL |
| 11/16" x 11/16" | FJ Primed 25 |

| | |
|------------------|-----------------|
| 3322 | BDL |
| 1-1/4" x 2" | FJ Primed 6 |
| 1-1/4" x 2" | FJ Unfinished 4 |
| 1-3/16" x 2-1/4" | FJ Primed 6 |
| 1-1/4" x 2-1/4" | FJ Unfinished 8 |

| | |
|-------------|------------|
| 3429 | BDL |
| 1/2" x 3/4" | Hemlock 25 |

| | |
|-------------|------------|
| 3516 | BDL |
| 3/4" x 3/4" | Red Oak 20 |

| | |
|-----------------|------------|
| 3520 | BDL |
| 11/16" x 11/16" | Hemlock 25 |

Handrails

Handrails provide safety and support.


ALL SIZES NOMINAL



| | | |
|------------------|---------|-----|
| 3508 | | BDL |
| 1-1/8" x 2-1/16" | Red Oak | 6 |
| 1-1/8" x 2-1/16" | Maple | 6 |



| | | |
|------------------|---------|-----|
| 3506 | | BDL |
| 1-9/16" x 2-7/8" | Red Oak | 1 |
| 1-9/16" x 2-7/8" | Maple | 1 |



| | | |
|-----------------------------|---------|-----|
| 3510 | | BDL |
| 1-1/2" x 1-1/2" | Hemlock | 6 |
| 1-1/2" x 1-1/2" - 14' & 16' | Hemlock | 6 |
| 1-1/2" x 1-1/2" | Red Oak | 6 |



| | | |
|--------------------|---------|-----|
| 3507 | | BDL |
| 1-13/16" x 2-3/16" | Hemlock | 6 |

Window Stool

Also called window sill, a Window Stool is the surface installed below the sash of a window. Trim installed under window stool creates a distinctive look and adds a decorative touch.

ALL SIZES NOMINAL



| | | |
|------------------|-----------|-----|
| 509 | | BDL |
| 1-3/16" x 2-1/8" | Ultralite | |

MOULDING & MILLWORK

Moulding Selection Guide


Corners

Corners are used to protect the outside edges of the wall from damage and abrasion. Corners come in a wide variety of sizes and detailing.


ALL SIZES NOMINAL




| 3280 | | BDL |
|-------------------|-----------|-----|
| 1-1/16" x 1-1/16" | Hemlock | 10 |
| 1-1/16" x 1-1/16" | Red Oak | 20 |
| 1-1/16" x 1-1/16" | Maple | 20 |
| 1-1/8" x 1-1/8" | FJ Primed | 20 |



| 202 | | BDL |
|-------------------|-------------|-----|
| 1-1/16" x 1-1/16" | Knotty Pine | 20 |
| 1-1/16" x 1-1/16" | Red Oak | 20 |
| 1-1/16" x 1-1/16" | FJ Primed | 20 |
| 1-1/8" x 1-1/8" | Maple | 20 |



| 3282 | | BDL |
|-----------------|-----------|-----|
| 11/16" x 11/16" | Hemlock | 25 |
| 11/16" x 11/16" | FJ Primed | 25 |
| 3/4" x 3/4" | Red Oak | 20 |



| 3283 | | BDL |
|-----------------|---------|-----|
| 11/16" x 11/16" | Maple | 20 |
| 3/4" x 3/4" | Red Oak | 20 |


Full, Half & Quarter Rounds

Full Rounds are used for numerous purposes and projects. Some of the more common uses are closet poles, curtain rods and towel rods.

A cross section of a Half Round looks like a half circle and is used primarily as decorative trim. It works well as a trim piece for wall paper or to add a decorative pattern to flat panels. This profile can also be used to put a rounded edge on various shelving.

Quarter Rounds come in several sizes and serve a variety of functions. They are most often used with baseboards.


ALL SIZES NOMINAL



| 3212 | | BDL |
|-------------|---------|-----|
| 3/8" x 3/4" | Red Oak | 20 |
| 3/8" x 3/4" | Maple | 20 |



| 3202 | | BDL |
|-------------|-----------|-----|
| 1/2" x 1/2" | Hemlock | 25 |
| 1/2" x 1/2" | Red Oak | 20 |
| 1/2" x 1/2" | Maple | 20 |
| 1/2" x 1/2" | FJ Primed | 40 |



| 3220 | | BDL |
|------|---------|-----|
| 1/2" | Hemlock | 25 |

| 3216 | | BDL |
|---------------|------------|-----|
| 3/4" x 1-1/2" | Red Oak | 10 |
| 3/4" x 1-1/2" | Maple | 20 |
| 3/4" x 1-1/2" | MDF Primed | 10 |

| 3206 | | BDL |
|-----------------|-------------|-----|
| 11/16" x 11/16" | Knotty Pine | 20 |
| 11/16" x 11/16" | Hemlock | 25 |
| 11/16" x 11/16" | Red Oak | 20 |
| 11/16" x 11/16" | Maple | 20 |
| 11/16" x 11/16" | FJ Primed | 40 |


| 3222 | | BDL |
|--------|---------|-----|
| 11/16" | Hemlock | 25 |

| 3224 | | BDL |
|---------|---------|-----|
| 1-1/16" | Hemlock | 10 |

| 3226 | | BDL |
|---------|---------|-----|
| 1-5/16" | Hemlock | 10 |

| 3228 | | BDL |
|--------|---------|-----|
| 1-1/2" | Hemlock | 10 |

Accessories



Rosettes



Rainbow Corners



Base Corners



Plinth Blocks




Universal Corners

Finish Lumber (S4S)

ALL SIZES NOMINAL



By Moulding & Millwork



| | 1x2 | 1x3 | 1x4 | 1x5 | 1x6 | 1x7 | 1x8 | 1x10 | 1x12 | 2x2 | 2x4 | 2x6 | 2x8 | 1/2x2 | 1/2x4 | 1/2x6 | 1/2x8 |
|-----------------|-----|-----|-----|-----|-----|-----|-----|------|------|-----|-----|-----|-----|-------|-------|-------|-------|
| MIXED GRAIN FIR | X | X | X | X | X | | X | X | | X | X | X | X | | | | |
| UNFINISHED FJ | X | X | X | X | X | | X | | | | | | | | | | |
| KNOTTY PINE | | | X | | X | | X | X | X | | | | | | | | |
| RED OAK | X | X | X | X | X | | X | X | X | X | X | X | | X | X | X | X |
| PRIMED FJ | X | X | X | X | X | X | X | | | | | | | | | | |
| PRIMED MDF | X | X | X | X | X | X | X | | | | | | | | | | X |
| ULTRALITE | X | X | X | X | X | | X | | | | | | | | | | |
| MAHOGANY | | | X | | X | | X | | | | | | | | | | |
| MAPLE | X | X | X | X | X | | X | | | X | X | X | | | | | |
| CHERRY | X | | X | | X | | X | | | | | | | | | | |

Embossed Pre-Finished

ALL SIZES NOMINAL

Mouldings, Jambs and Boards

| | | Marquis Oak | Albany Maple | Legacy Walnut | Vinyl White |
|-------------------|-----------------|-------------|--------------|---------------|-------------|
| 356 Col. Casing | 7/16 x 2-1/4 | X | X | | X |
| 3000 Bev. Casing | 7/16 x 1-7/16 | X | | X | X |
| 3002 Bev. Casing | 7/16 x 2-1/4 | X | | X | |
| 3140 Col. Base | 7/16 x 3-1/4 | X | | | X |
| 3244 Crown | 3/4 x 1-1/4 | X | | | X |
| 3206 Qtr Round | 11/16 x 11/16 | X | | | X |
| 3264 Cove | 11/16 x 11/16 | X | | | X |
| 3280 OSC | 1-1/16 x 1-1/16 | X | | | X |
| 3274 Batten | 5/16 x 3/4 | X | | | X |
| 3422 Stop | 3/8 x 1-1/4 | X | X | X | |
| 1x2 Bifold Liner | 11/16 x 1-1/2 | X | | | |
| 4-9/16 Flat Jambs | 11/16 x 4-9/16 | X | X | X | |
| 6-9/16 Flat Jambs | 11/16 x 6-9/16 | X | | | |

Door Jambs

ALL SIZES NOMINAL

| IN-STOCK DOOR JAMBS | | | |
|----------------------|------------------|----------------|------------------------|
| KNOTTY PINE INTERIOR | RED OAK INTERIOR | MAPLE INTERIOR | PRIMED FJ INTERIOR |
| 4-9/16 FLAT | 1-1/2 FLAT | 4-9/16 FLAT | 4-9/16 FLAT |
| . | 4-9/16 FLAT | . | 4-9/16 SGL RABBET |
| . | 6-9/16 FLAT | . | 6-9/16 SGL RABBET |
| KNOTTY PINE EXTERIOR | RED OAK EXTERIOR | MAPLE EXTERIOR | PRIMED FJ EXTERIOR |
| . | . | . | 4-9/16 SGL RABBET KERF |
| . | . | . | 6-9/16 SGL RABBET KERF |



| IN-STOCK DOOR JAMBS | | | |
|---------------------|--------------------|-----------------------|------------------|
| RAW FJ INTERIOR | ULTRALITE INTERIOR | PRIMED MDF INTERIOR | RAW MDF INTERIOR |
| 4-9/16 FLAT | 4-9/16 FLAT | 4-9/16 FLAT | 4-9/16 FLAT |
| . | . | 7-7/8 SGL RABBET | . |
| . | . | . | . |
| RAW FJ EXTERIOR | ULTRALITE EXTERIOR | PRIMED MDF EXTERIOR | RAW MDF EXTERIOR |
| . | . | 7-7/8 SGL RABBET KERF | . |
| . | . | . | . |




What if...
Thoughts became Expectations



What if...
Expectations became Dreams



What if...
Dreams became Reality



What if...
You put it all Together..



...and Made Your Dreams Come True!

MOULDING & MILLWORK INC. – CALGARY
5367 – 50th Street S.E., Calgary, AB T2C 3W1
Phone (403) 543-3260 (800) 972-8337
Fax (403) 236-9178

MOULDING & MILLWORK INC. – EDMONTON
18150 – 109 Ave N.W., Edmonton, AB T5S 2K2
Phone (780) 454-9681 (800) 463-1240
Fax (780) 452-8869

MOULDING & MILLWORK INC. – SASKATOON
814 – 48th Street, Saskatoon, SK S7K 3Y4
Phone (306) 931-3066 (800) 667-3970
Fax (306) 931-2397

MOULDING & MILLWORK INC. – REGINA
205 Leonard Street, Regina, SK S4N 5X5
Phone (306) 721-4488 (800) 552-8229
Fax (306) 721-5717

MOULDING & MILLWORK INC. – WINNIPEG
989 C. Keewatin Street, Winnipeg, MB R2X 2X4
Phone (204) 632-7544 (800) 538-6742
Fax (204) 632-7543

DISTRIBUTED BY:

www.mouldingandmillwork.com

MOULDING & MILLWORK